



ERHARDT HS

ERHARDT HS
THE ON-ROOF SOLUTION – FOR FLEXIBLE
PLANNING EVEN WITH LARGER AREAS

 **ERHARDT[®]
MARKISEN**

Mehr. Freude. Leben. Zuhause.



ERHARDT HS – THE CLASSIC ON-ROOF SOLUTION FOR MAXIMUM COMFORT

The ERHARDT HS offers elegant and efficient shading for large areas thanks to its powerful and reliable tensioning mechanism for lasting, optimal fabric tensioning. A large range of brackets for mounting the lateral guide rails allow the awning to be attached to a variety of different on-roof systems. As with all ERHARDT conservatory awnings, the HS is equipped as standard with a quiet but powerful electric motor, and it is also available with remote control for maximum user-friendliness.

Special rails and brackets are available for neatly coupling multiple awnings next to each other in order to shade larger areas. You can choose the right fabric for you from the wide range of modern and classic designs available in our Tibelly Ambiente (polyester) and Tibelly Classic (acrylic) collections.

ERHARDT HS

ONE PRODUCT – MANY OPTIONS




Smooth operation

The guide rails with integrated positive guide and brush seals protect the running mechanism and ensure smooth and durable operation of the awning.

Integrated, concealed drainage

The stable drop profile has an integrated, concealed drain for controlled water drainage.




Easy to use

The optional remote control motor with control unit allows you to operate the awning from the comfort of your favourite chair. Additional sensors, including automatic wind and sun control and a rain sensor, give you the exact protection you need.

All-round protection

When the awning is retracted, the whole awning fabric and mechanism is protected from wind and weather in the closed cassette.



Coupled awnings for large areas

Special double guide rails and fabric shaft coupling make it possible to combine two units with a single motor in order to shade large areas. The profiles fit harmoniously and elegantly into the overall look of the awning.



Optimal fabric tensioning

While the awning is being extended, an increasingly strong spring force ensures constant tensioning of the awning fabric. For large awning sizes, an intermediate roller is used to support the fabric.

Made in Germany

All ERHARDT awnings are made in Burtenbach, Bavaria. All-round service and continuous production control guarantee high quality and long service life.





ERHARDT HS

AT A GLANCE


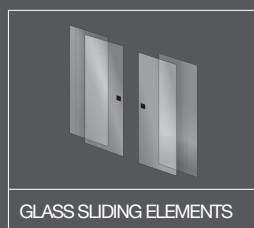

All of the ERHARDT HS features

Maximum width	650 x 600 cm
Minimum width	145 x 600 cm
Mounting options	On-roof mounting
Means of installation	2 side rails on spacers (85-500 mm high)
Coupling type	max. 2-piece: 2 awnings controlled by one motor; Awnings connected by double rail; Series mounting possible
Overhang	Rails at front: max. 100 cm
Technology	Counterbalance technology
Frame colour	<ul style="list-style-type: none"> • White (RAL 9016) • Grey aluminium structured (RAL 9007 finely structured) • Anthracite (DB 703)
Custom colour	available in any RAL colour
Fabric designs	<ul style="list-style-type: none"> • Tibelly Ambiente collection (polyester) • Tibelly Classic collection (acrylic)
Special features	<ul style="list-style-type: none"> • Very robust, perfect for larger areas • 1 to 4-piece can be coupled with special double rail

Optional additional features

- Remote control motor with control unit
- Automatic wind and sun control
- Rain sensor

muprohs | Stand 11/2018



Extending Outdoors Ltd
Unit 8, Wilton Business Centre
Kingsway
Wilton
Salsbury
Wilts
SP2 0AH

Tel 01722 444590
Mobile 07718 180511
Freephone 0808 1689226

Your Erhardt specialised partner

For more information, see
www.erhardt-markisen.com

**ERHARDT
MARKISEN**

Mehr. Freude. Leben. Zuhause.